


# Seats Type LED-box




## CHARACTERISATIONS

**MATERIAL** Cast stone  
**FIXING** 1x M12 shelve - lenght 200mm  
**WEIGHT** 172 kg  
**LED** : on demand, according to composition



Designer: Urba-Style (BE)

## COLOUR

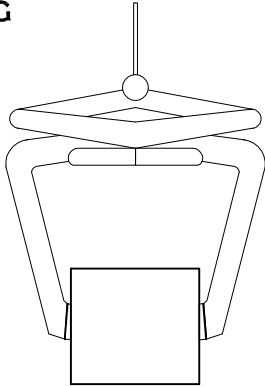


## FINISHING

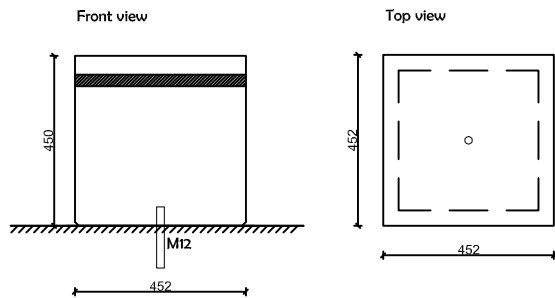
Acid etched

Waterproof and anti-graffiti protection


## HANDLING



## GEOMETRY



Detail

Scale 0 cm  40 cm

